







Patient Assistance Application

Eligibility requirements. You may be eligible for Foundation services such as Travel to Treatment mileage reimbursement, overnight lodging, grocery or emergency assistance if you meet the following criteria:


Beginning July 1, 2026, and while funding is available, the Cancer Foundation for New Mexico will pilot expanded eligibility for patients under the care of a Santa Fe oncologist who are receiving treatment in Santa Fe.

-  **Received a Cancer Diagnosis**
You are under the care of a Santa Fe oncologist.
-  **Residency Requirement**
You are a New Mexico resident and at least 18 years of age.
-  **Documented Income**
At or below 400% of the 2026 Federal Poverty Guidelines:

Family Members	Gross Annual Income at 300%	Gross Annual Income at 400%
1	\$47,880	\$63,840
2	\$64,920	\$86,560
3	\$81,960	\$109,280
4	\$99,000	\$132,000
5	\$116,040	\$154,720

Documentation of Income

To qualify for assistance, you must provide proof that you meet the eligibility requirements outlined above. Please submit one of the following with your completed application:



- A copy of your most recent Federal Income Tax Return
- A copy of most recent State Income Tax Return if Federal was not filed
- If you have neither Federal nor State Tax Return documents, please provide an explanation and another form of income verification such as a social security award letter or pay stubs.

Instructions for Completing this Application

- Please fill out the secure online form below completely with signature and date at the bottom.
- Copies of tax returns or, if applicable, other documents showing income must be attached to this application
- If you qualify for assistance, it will begin on the day the application is completed and accepted. (No mileage assistance will be provided if an applicant is receiving that benefit from another source.)
- Submit your completed application and accompanying documentation via postal mail, email, or fax using the contact information provided below.

Mailing Address	Email	Fax
Cancer Foundation for New Mexico PO Box 5038, Santa Fe, NM 87502	assist@cffnm.org	505-955-7003

Questions? Please contact our Patient Service Coordinators:

Caroline Owen, MA, LMSW
 caroline@cffnm.org  (505) 955-7931 x.403

Stacey McMullen, LMSW
 stacey@cffnm.org  (505) 955-7931 x.408

Patient Information – STEP 1

Full Name	Date of Birth	Age
Email Address	Phone Number	
Mailing Address		
City	State	Zip Code
Physical Address	Same as mailing address	
City	State	Zip Code

County of Residence	Last 4 digits of Social Security Number
Marital Status	Gender

Primary Emergency Contact Name	Relationship to Patient	Emergency Contact Phone
Secondary Emergency Contact Name	Relationship to Patient	Emergency Contact Phone

Medical Information – STEP 2

Cancer Diagnosis	Prescribed Treatment	
Treating Physician / Hospital	Date of Diagnosis (month and year)	
Do you receive Medicare?	Do you receive Medicaid?	Do you have private health insurance?
Yes No	Yes No	Yes No

Demographic Information – STEP 3

The Cancer Foundation for New Mexico collects this information to track distribution of services among diverse populations and to help ensure continued funding for patient programs.

Hispanic/Latino Origin	Ethnicity	Other (please specify)
Yes	Native American	Asian
No	White	African American/ Black

Financial Information - STEP 4

Employment Status

Full Time Retired

Part Time Disability

Unemployed

Job Title

Employer

Are you receiving housing or mileage assistance from any other source?

Yes No

Name of Agency

Amount of Assistance

Do you own your home?

Yes No

If yes, list home value

Monthly rent or mortgage payment

Do you have other assets such as savings, IRS, stocks, or other property?

Yes No **If yes, please list values:**

Household Information - STEP 5

Please list everyone who lives with you and their relationship to you.

Full Name	Relationship	Age	Employment Status

***Monthly Income:** Please list sources of income for you and your entire household.

Income	You	Spouse/Partner	Others in Household
Wages			
Pension			
Social Security			
Disability			
Unemployment Benefits			
Veteran Benefits			
Child Support/Alimony			
Food Stamps			
Other			
Total Monthly Income			

*Enter your gross monthly wages – these are your earnings **before** taxes and other withholdings (such as insurance payments) are deducted.

YES, I declare that to the best of my knowledge and belief this information is true, correct, and complete. I understand that if the information which I submit is determined to be untrue, such a determination will result in a denial of services from the Cancer Foundation for New Mexico. I also agree to promptly notify the Cancer Foundation of any changes in my financial situation. I understand that I may need to provide documentation of cancer-related medical appointments.

Signature:

Date:

(Patient or Legal Guardian)